



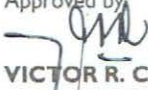
UNBUNDLED POWER RATE
For the billing month of **JANUARY 2022**

PARTICULARS	Unit	Residen'l/	LOW VOLTAGE				Industrial	AC
		BAPA	Comm'l	Industrial	Pub.Bldg.	St.Light	HV	ENERGY
Generation Charges:								
Generation System Charge	PhP/Kwh	7.6782	7.6782	7.6782	7.6782	7.6782	7.6782	
Feed in tariff allowance (FIT-ALL)	PhP/Kwh	0.0983	0.0983	0.0983	0.0983	0.0983	0.0983	
Prompt. Payment disc. (PPD adj)	PhP/Kwh							
Communities Charge	P/kwh	PhP/Kwh						
FPPCA/FOREX	P/kwh	PhP/Kwh						
Prompt. Payment disc. Adj	Php/Cust/Mo							
GRAM/ICERA/DAA	PhP/Kwh	0.2836	0.2836	0.2836	0.2836	0.2836	0.2836	0.2836
ACRM	PhP/Kwh	0.3862	0.3862	0.3862	0.3862	0.3862	0.3862	0.3862
Transmission Charges:								
Transmission Demand Charge	PhP/KW						305.9280	482.1014
Transmission System Charge	PhP/Kwh	1.2454	1.2454	1.2454	1.2454	1.2454		
System Loss Charge	PhP/Kwh	1.2320	1.2320	1.2320	1.2320	1.2320	1.2320	1.2320
Distribution Charges								
Distribution Demand Charge	PhP/KW						219.6800	219.6800
Distribution System Charge	PhP/Kwh	0.5782	0.7595	0.7595	0.7595	0.7595		
Supply Charges:								
Supply Retail Customer Charge	Php/Cust/Mo		42.9200	42.9200	42.9200	42.9200	42.9200	42.9200
Supply System Charge	PhP/Kwh	0.6001						
Metering Charges:								
Metering Retail Customer Charge	Php/Cust/Mo	5.0000	35.9400	35.9400	35.9400	35.9400	35.9400	35.9400
Metering System Charge	PhP/Kwh	0.4326						
Inter-Class Cross Subsidy adj.								
Universal Charges:								
NPC Stranded debts	PhP/kWh	0.0428	0.0428	0.0428	0.0428	0.0428	0.0428	0.0428
Missionary Elect. Charge	PhP/Kwh	0.1561	0.1561	0.1561	0.1561	0.1561	0.1561	0.1561
Environment Charge	PhP/Kwh							
NPC Stranded Contract Cost	PhP/Kwh							
Lifeline Rate (Disct) Subsidy	PhP/Kwh	0.0862	0.0862	0.0862	0.0862	0.0862	0.0862	0.0862
Sr. Citizen's Subsidy	PhP/Kwh	0.0001	0.0001	0.0001	0.0001	0.0001	0.0001	0.0001
Previous Power Cost Adj.	PhP/Kwh							
Reinvestment Fund/MCC (CAPEX)	PhP/Kwh	0.2904	0.2904	0.2904	0.2904	0.2904	0.2904	0.2904
TOTAL EFFECTIVE RATE		13.1102	12.2588	12.2588	12.2588	12.2588	10.2539	2.4774
DemanD Charge/KW		-	-	-	-	-	525.61	701.78
Fix Charges per Bill		5.0000	78.8600	78.8600	78.8600	78.8600	78.8600	78.8600

- Lifeline subsidy for the Month of DECEMBER 2021
- (DSM) rates provisionally approved by ERC effective January 2010 billing under ERC Case # 2009-117 RC.
- Universal Charge- Environmental Charge (UC-EC) is suspended starting June 2020 billing as per ERC Advisory dated May 22, 2020
- ERC decision on ERC Case No 2019-056 RC - Fit-All for CY 2020 of P0.0983 implemented starting January 2021 billing

Prepared by:

AMABEL P SO
Billing Head

Checked by:

MILAGROS H. CAYETANO
CA Manager

Approved by:

VICTOR R. CADA
PS/Acting GM

QUEZON I ELECTRIC COOPERATIVE, INC.

Brgy. Pocol, Pitogo, Quezon

VAT RATE SUMMARY

For the Billing Month of JANUARY 2022

PARTICULARS	Residential/	LOW VOLTAGE				INDUSTRIAL	AC
	BAPA	Commercial	Industrial	PUB. BLDG	ST. LIGHTS	HV	ENERGY
VAT on Generation Cost	0.8317	0.8317	0.8317	0.8317	0.8317	0.8317	
VAT on Transmission Cost	0.1408	0.1408	0.1408	0.1408	0.1408	0.1408	0.1408
VAT on System Loss	0.1343	0.1343	0.1343	0.1343	0.1343	0.1343	0.1343
VAT on Distribution:	12%	12%	12%	12%	12%	12%	12%
Ditribution Revenues							
Dist. Demand Charge							
Dist. System Charge							
Retail-End User Charge							
Supply System Charge							
Retail Customer Charge							
Metering System Charge							
CAPEX							
VAT on Others	12%	12%	12%	12%	12%	12%	12%
Lifeline Rate Subsidy							
Senior Citizen Subsidy							

Prepared by:

AMABEL S. SO
Billing Head

Checked by:

MILAGROS H. CAYETANO
CA Manager

Approved by:

VICTOR R. CADA
PS/Acting GM