

QUEZON I ELECTRIC COOPERATIVE, INC.


Brgy. Pocol, Pitogo, Quezon


UNBUNDLED POWER RATE


For the billing month of SEPTEMBER 2021

PARTICULARS	Unit	Residen'l	LOW VOLTAGE				Industrial	AC
		BAPA	Comm'l	Industrial	Pub.Bldg.	St.Light	HV	ENERGY
<b>Generation Charges:</b>								
Generation System Charge	PhP/Kwh	5.5498	5.5498	5.5498	5.5498	5.5498	5.5498	
Feed in tariff allowance (FIT-ALL)	PhP/Kwh	0.0983	0.0983	0.0983	0.0983	0.0983	0.0983	
Prompt. Payment disc. (PPD adj)	PhP/Kwh							
Communities Charge P/kwh	PhP/Kwh							
FPPCA/FOREX P/kwh	PhP/Kwh							
Prompt. Payment disc. Adj	PhP/Cust/Mo							
GRAM/ICERA/DAA	PhP/Kwh	0.2432	0.2432	0.2432	0.2432	0.2432	0.2432	0.2432
ACRM	PhP/Kwh	0.3313	0.3313	0.3313	0.3313	0.3313	0.3313	0.3313
<b>Transmission Charges:</b>								
Transmission Demand Charge	PhP/KW						388.0096	421.1463
Transmission System Charge	PhP/Kwh	1.5021	1.5021	1.5021	1.5021	1.5021		
<b>System Loss Charge</b>	PhP/Kwh	1.0737	1.0737	1.0737	1.0737	1.0737	1.0737	1.0737
<b>Distribution Charges</b>								
Distribution Demand Charge	PhP/KW						219.6800	219.6800
Distribution System Charge	PhP/Kwh	0.5782	0.7595	0.7595	0.7595	0.7595		
<b>Supply Charges:</b>								
Supply Retail Customer Charge	PhP/Cust/Mo		42.9200	42.9200	42.9200	42.9200	42.9200	42.9200
Supply System Charge	PhP/Kwh	0.6001						
<b>Metering Charges:</b>								
Metering Retail Customer Charge	PhP/Cust/Mo	5.0000	35.9400	35.9400	35.9400	35.9400	35.9400	35.9400
Metering System Charge	PhP/Kwh	0.4326						
<b>Inter-Class Cross Subsidy adj.</b>								
<b>Universal Charges:</b>								
NPC Stranded debts	PhP/kWh	0.0428	0.0428	0.0428	0.0428	0.0428	0.0428	0.0428
Missionary Elect. Charge	PhP/Kwh	0.1561	0.1561	0.1561	0.1561	0.1561	0.1561	0.1561
Environment Charge	PhP/Kwh							
NPC Stranded Contract Cost	PhP/Kwh							
<b>Lifeline Rate (Disct) Subsidy</b>	PhP/Kwh	0.0514	0.0514	0.0514	0.0514	0.0514	0.0514	0.0514
Sr. Citizen's Subsidy	PhP/Kwh	0.0001	0.0001	0.0001	0.0001	0.0001	0.0001	0.0001
Previous Power Cost Adj.	PhP/Kwh							
<b>Reinvestment Fund/MCC (CAPEX)</b>	PhP/Kwh	0.2904	0.2904	0.2904	0.2904	0.2904	0.2904	0.2904
<b>TOTAL EFFECTIVE RATE</b>		10.9501	10.0987	10.0987	10.0987	10.0987	7.8371	2.1890
Demand Charge/KW		-	-	-	-	-	607.69	640.83
Fix Charges per Bill		5.0000	78.8600	78.8600	78.8600	78.8600	78.8600	78.8600

1. Lifeline subsidy for the Month of AUGUST 2021
2. (DSM) rates provisionally approved by ERC effective January 2010 billing under ERC Case # 2009-117 RC.
3. Universal Charge- Environmental Charge (UC-EC) is suspended starting June 2020 billing as per ERC Advisory dated May 22, 2020
4. ERC decision on ERC Case No 2019-056 RC - Fit-All for CY 2020 of P0.0983 implemented starting January 2021 billing

Prepared by:  
  
**AMABEL P SO**  
 Billing Head

Checked by:  
  
**MILAGROS H. CAYETANO**  
 CA Manager

Approved by:  
  
**VICTOR R. CADA**  
 PS/Acting GM


**QUEZON I ELECTRIC COOPERATIVE, INC.**

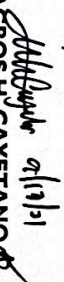
Brgy. Poctol, Pitogo, Quezon


**VAT RATE SUMMARY**

For the Billing Month of **SEPTEMBER 2021**

PARTICULARS	LOW VOLTAGE						INDUSTRIAL	AC ENERGY
	Residential/ BAPA	Commercial	Industrial	PUB. BLDG	ST. LIGHTS	HV		
VAT on Generation Cost	0.5258	0.5258	0.5258	0.5258	0.5258	0.5258		
VAT on Transmission Cost	0.0926	0.0926	0.0926	0.0926	0.0926	0.0926	0.0926	
VAT on System Loss	0.0939	0.0939	0.0939	0.0939	0.0939	0.0939	0.0939	
<b>VAT on Distribution:</b>								
Distribution Revenues	12%	12%	12%	12%	12%	12%	12%	
Dist. Demand Charge								
Dist. System Charge								
Retail-End User Charge								
Supply System Charge								
Retail Customer Charge								
Metering System Charge								
CAPEX								
<b>VAT on Others</b>								
Lifeline Rate Subsidy	12%	12%	12%	12%	12%	12%	12%	
Senior Citizen Subsidy								

Prepared by:  
  
**AMABEL P. SO**  
 Billing Head

Checked by:  
  
**MILAGROS H. CAVETANO**  
 CA Manager

Approved by:  
  
**VICTOR R. CADA**  
 PS/Acting GM