

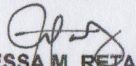


QUEZON I ELECTRIC COOPERATIVE INC.


BREAKDOWN OF GENERATION CHARGE FOR THE OCTOBER 2021 BILLING MONTH Based on SEPTEMBER 2021 Generation Cost

Source	% of Total kWh Purchased	(A) kWh Purchased	(B) Basic Generation Cost (PhP)	(C) Other Cost Adjustments (NSS and Other Billing Adjustments) (PhP)	(D = B + C) Total Generation Cost for the Month (PhP)	[D/A] Average Generation Cost (PhP/kWh)
BILATERAL CONTRACT						
GNPower Dinginin Ltd. Co	62.12%	12,579,227.62	66,532,204.14	1,164,642.63	67,696,846.77	5.3816
WESM	37.88%	7,670,960.00	25,008,732.19	13,232.39	25,021,964.58	3.2619
TOTAL	100.00%	20,250,187.62	91,540,936.33	1,177,875.02	92,718,811.35	4.5787
OCTOBER 2021 GENERATION CHARGE						4.5787

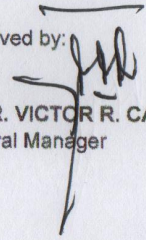
Prepared by:


JESSA M. RETARDO
Data Analyst/ Trader

Reviewed by:


ENGR. REYMER I. JORDAN
Corporate Planning and Energy Trading Division Supervisor

Approved by:


ENGR. VICTOR R. CADA
General Manager