

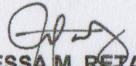


## QUEZON I ELECTRIC COOPERATIVE INC.


### BREAKDOWN OF GENERATION CHARGE FOR THE MAY 2021 BILLING MONTH Based on APRIL 2021 Generation Cost

Source	% of Total kWh Purchased	(A) kWh Purchased	(B) Basic Generation Cost (PhP)	(C) Other Cost Adjustments (NSS and Other Billing Adjustments) (PhP)	(D = B + C) Total Generation Cost for the Month (PhP)	[D/A] Average Generation Cost (PhP/kWh)
<b>BILATERAL CONTRACT</b>						
GNPower Dinginin Ltd. Co	70.11%	13,888,112.01	72,082,632.16	2,120,609.17	74,203,241.33	5.3429
WESM	29.89%	5,922,218.50	20,663,764.72	74,901.27	20,738,665.99	3.5018
<b>TOTAL</b>	<b>100.00%</b>	<b>19,810,330.51</b>	<b>92,746,396.88</b>	<b>2,195,510.44</b>	<b>94,941,907.32</b>	<b>4.7925</b>
ERC - Adjustment						(0.4244)
<b>MAY 2021 GENERATION CHARGE</b>						<b>4.3681</b>


Prepared by:

  
**JESSA M. RETARDO**  
Data Analyst/ Trader

Reviewed by:

  
**ENGR. REYNER I. JORDAN**  
Corporate Planning and Energy Trading Division Supervisor

Approved by:

  
**ENGR. VICTOR R. CADA**  
General Manager