

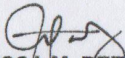


QUEZON I ELECTRIC COOPERATIVE INC.


BREAKDOWN OF GENERATION CHARGE FOR THE JULY 2021 BILLING MONTH Based on JUNE 2021 Generation Cost

Source	% of Total kWh Purchased	(A) kWh Purchased	(B) Basic Generation Cost (PhP)	(C) Other Cost Adjustments (NSS and Other Billing Adjustments) (PhP)	(D = B + C) Total Generation Cost for the Month (PhP)	[D/A] Average Generation Cost (PhP/kWh)
BILATERAL CONTRACT						
GNPower Dinginin Ltd. Co	53.93%	12,175,292.38	63,952,460.69	2,826,402.60	66,778,863.29	5.4848
WESM	46.07%	10,399,970.00	71,303,551.00		71,303,551.00	6.8561
TOTAL	100.00%	22,575,262.38	135,256,011.69	2,826,402.60	138,082,414.29	6.1165
ERC - Adjustment						(0.4244)
JULY 2021 GENERATION CHARGE						5.6921


Prepared by:


JESSA M. RETARDO
Data Analyst/ Trader

Reviewed by:


ENGR. REYNIER I. JORDAN
Corporate Planning and Energy Trading Division Supervisor

Approved by:


ENGR. VICTOR R. CADA
General Manager