

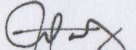


## QUEZON I ELECTRIC COOPERATIVE INC.


### BREAKDOWN OF GENERATION CHARGE FOR THE AUGUST 2021 BILLING MONTH Based on JULY 2021 Generation Cost

Source	% of Total kWh Purchased	(A) kWh Purchased	(B) Basic Generation Cost (PhP)	(C) Other Cost Adjustments (NSS and Other Billing Adjustments) (PhP)	(D = B + C) Total Generation Cost for the Month (PhP)	[D/A] Average Generation Cost (PhP/kWh)
<b>BILATERAL CONTRACT</b>						
GNPower Dinginin Ltd. Co	34.25%	6,979,354.21	37,661,421.03	(1,725,002.43)	35,936,418.60	5.1490
WESM	65.75%	13,395,400.00	102,927,827.08		102,927,827.08	7.6838
<b>TOTAL</b>	<b>100.00%</b>	<b>20,374,754.21</b>	<b>140,589,248.11</b>	<b>(1,725,002.43)</b>	<b>138,864,245.68</b>	<b>6.8155</b>
ERC - Adjustment						(0.4244)
<b>AUGUST 2021 GENERATION CHARGE</b>						<b>6.3911</b>


Prepared by:

  
**JESSA M. RETARDO**  
Data Analyst/ Trader

Reviewed by:

  
**ENGR. REYNIER I. JORDAN**  
Corporate Planning and Energy Trading Division Supervisor

Approved by:

  
**ENGR. VICTOR R. CADA**  
General Manager