



QUEZON | ELECTRIC COOPERATIVE INC.

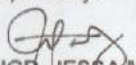
BREAKDOWN OF GENERATION CHARGE FOR THE FEBRUARY 2023 BILLING MONTH
Based on JANUARY 2023 Generation Cost


Source	% of Total kWh Purchased	(A) kWh Purchased	(B) Basic Generation Cost (PhP)	(C) Other Cost Adjustments (NSS and Other Billing Adjustments) (PhP)	(D = B+ C) Total Generation Cost for the Month (PhP)	[D/A] Average Generation Cost (PhP/kWh)
BILATERAL CONTRACT						
GNPower Dinginin Ltd. Co	70.07%	12,874,262.94	103,919,480.02	(4,684,117.47)	99,235,362.55	7.7080
WESM						
WESM	29.93%	5,497,880.00	32,840,450.44	1,659,286.33	34,499,736.77	6.2751
Total Pilferage Cost Recoveries				(2,312,247.74)	(2,312,247.74)	
TOTAL	100.00%	18,372,142.94	136,759,930.46	(5,337,078.88)	131,422,851.58	7.1534
FEBRUARY 2023 GENERATION CHARGE						7.1534


Prepared by:

Checked and evaluated by:

Approved by:


ENGR. JESSA M. RETARDO
Corporate Planning Officer for Technical/ Data Analyst/ Trader


ENGR. REYMER I. JORDAN
Complan Manager


ENGR. VICTOR R. CADA
Acting General Manager