




QUEZON | ELECTRIC COOPERATIVE INC.


BREAKDOWN OF GENERATION CHARGE FOR THE APRIL 2023 BILLING MONTH Based on MARCH 2023 Generation Cost

Source	% of Total kWh Purchased	(A) kWh Purchased	(B) Basic Generation Cost (PhP)	(C) Other Cost Adjustments (NSS and Other Billing Adjustments) (PhP)	(D = B+ C) Total Generation Cost for the Month (PhP)	[D/A] Average Generation Cost (PhP/kWh)
BILATERAL CONTRACT						
GNPower Dinginin Ltd. Co	72.80%	11,923,120.39	86,212,204.83	(2,793,337.29)	83,418,867.54	6.9964
WESM	21.09%	3,454,680.00	27,056,847.92	1,740,558.59	28,797,406.51	8.3358
PSALM	6.11%	1,000,000.00	6,444,580.00	-	6,444,580.00	6.4446
Total Pilferage Cost Recoveries				(130,228.78)		
TOTAL	100.00%	16,377,800.39	119,713,632.75	(1,183,007.48)	118,530,625.27	7.2373
APRIL 2023 GENERATION CHARGE						7.2373


Prepared by:


ENGR. JOHN STEVE T. VERCELUZ
Data Analyst/Trader


Checked by:


ENGR. MIKE JAY A. DE ROXAS
CP & ET Supervisor

Evaluated by:


ENGR. REYNIER J. JORDAN
Corplan Department Manager

Approved by:


ENGR. VICTOR R. CADA
Acting General Manager