




## QUEZON I ELECTRIC COOPERATIVE INC.


BREAKDOWN OF GENERATION CHARGE FOR THE JULY 2023 BILLING MONTH  
Based on JUNE 2023 Generation Cost

Source	% of Total kWh Purchased	(A) kWh Purchased	(B) Basic Generation Cost (PhP)	(C) Other Cost Adjustments (NSS and Other Billing Adjustments) (PhP)	(D = B+ C) Total Generation Cost for the Month (PhP)	[D/A] Average Generation Cost (PhP/kWh)
<b>BILATERAL CONTRACT</b>						
GNPower Dinginin Ltd. Co	63.17%	15,367,240.01	97,567,781.10	(3,068,506.38)	94,499,274.72	6.1494
WESM	28.20%	6,859,640.00	44,720,544.90	1,624,440.88	46,344,985.78	6.7562
PSALM	8.63%	2,100,000.00	13,123,148.00	(364,412.92)	12,758,735.08	6.0756
<b>Total Pilferage Cost Recoveries</b>				(112,981.68)		
<b>TOTAL</b>	<b>100.00%</b>	<b>24,326,880.01</b>	<b>155,411,474.00</b>	<b>(1,808,478.42)</b>	<b>153,490,013.90</b>	<b>6.3095</b>
<b>JULY 2023 GENERATION CHARGE</b>						<b>6.3095</b>

Prepared by:

  
ENGR. JOHN STEVE T. VERCELUZ  
Data Analyst/Trader


Checked by:

  
ENGR. MIKE JAY A. DE ROXAS  
CP & ET Supervisor

Evaluated by:

  
ENGR. REYNIER I. JORDAN  
Corplan Department Manager

Approved by:

  
ENGR. VICTOR R. CADA  
Acting General Manager