

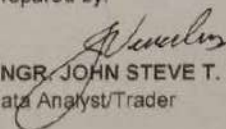


QUEZON I ELECTRIC COOPERATIVE INC.


BREAKDOWN OF GENERATION CHARGE FOR THE AUGUST 2023 BILLING MONTH Based on JULY 2023 Generation Cost

Source	% of Total kWh Purchased	(A) kWh Purchased	(B) Basic Generation Cost (PhP)	(C) Other Cost Adjustments (NSS and Other Billing Adjustments) (PhP)	(D = B + C) Total Generation Cost for the Month (PhP)	[D/A] Average Generation Cost (PhP/kWh)
BILATERAL CONTRACT						
GNPower Dinginin Ltd. Co	68.61%	15,206,656.00	90,188,820.10	(5,064,926.75)	85,123,893.35	5.5978
WESM	21.61%	4,790,470.00	28,338,805.12	1,596,422.63	29,935,227.75	6.2489
PSALM	9.78%	2,167,498.29	12,922,112.34	(376,093.34)	12,546,019.00	5.7882
Total Pilferage Cost Recoveries						
TOTAL	100.00%	22,164,624.29	131,449,737.56	(3,844,597.46)	127,605,140.10	5.7572
AUGUST 2023 GENERATION CHARGE						5.7572

Prepared by:


ENGR. JOHN STEVE T. VERCELUZ
Data Analyst/Trader


Checked by:


ENGR. MIKE JAY A. DE ROXAS
CP & ET Supervisor

Evaluated by:


ENGR. REYNIER I. JORDAN
Corplan Department Manager

Approved by:


ENGR. VICTOR R. CADA
Acting General Manager