

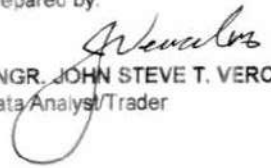


QUEZON I ELECTRIC COOPERATIVE INC.


BREAKDOWN OF GENERATION CHARGE FOR THE OCTOBER 2023 BILLING MONTH
Based on SEPTEMBER 2023 Generation Cost

Source	% of Total kWh Purchased	(A) kWh Purchased	(B) Basic Generation Cost (PhP)	(C) Other Cost Adjustments (NSS and Other Billing Adjustments) (PhP)	(D = B+ C) Total Generation Cost for the Month (PhP)	[D/A] Average Generation Cost (PhP/kWh)
BILATERAL CONTRACT						
GNPower Dinginin Ltd. Co	56.84%	13,433,300.00	79,673,532.23	(1,658,101.04)	78,015,431.19	5.8076
WESM	34.28%	8,100,690.00	40,277,155.98	780,523.07	41,057,679.05	5.0684
PSALM	8.89%	2,100,000.00	12,451,513.00	(513,978.01)	11,937,534.99	5.6845
Total Pilferage Cost Recoveries						
TOTAL	100.00%	23,633,990.00	132,402,201.21	(1,391,555.98)	131,010,645.23	5.5433
OCTOBER 2023 GENERATION CHARGE						5.5433


Prepared by:


ENGR. JOHN STEVE T. VERCELUZ
Data Analyst/Trader

Checked by:


ENGR. MIKE JAY A. DE ROXAS
CP & ET Supervisor

Evaluated by:


ENGR. REYNIER L. JORDAN
Corporation Department Manager

Approved by:


ENGR. VICTOR R. CADA
Acting General Manager