



QUEZON I ELECTRIC COOPERATIVE INC.


BREAKDOWN OF GENERATION CHARGE FOR THE NOVEMBER 2023 BILLING MONTH
Based on OCTOBER 2023 Generation Cost

Source	% of Total kWh Purchased	(A) kWh Purchased	(B) Basic Generation Cost (PhP)	(C) Other Cost Adjustments (NSS and Other Billing Adjustments) (PhP)	(D = B+ C) Total Generation Cost for the Month (PhP)	[D/A] Average Generation Cost (PhP/kWh)
BILATERAL CONTRACT						
GNPower Dinginin Ltd. Co	35.01%	7,604,708.16	41,137,601.64	(2,051,950.24)	39,085,651.40	5.1397
WESM	54.96%	11,938,030.00	88,760,858.55	941,220.52	89,702,079.07	7.5140
PSALM	10.04%	2,180,269.39	13,268,013.41	(530,551.90)	12,737,461.51	5.8422
Rate Adjustment due to System Loss						0.0075
TOTAL	100.00%	21,723,007.55	143,166,473.60	(1,641,281.62)	141,525,191.98	6.5075
NOVEMBER 2023 GENERATION CHARGE						6.5075


Prepared by:

ENGR. JOHN STEVE T. VERCELUZ
Data Analyst/Trader


Checked by:


ENGR. MIKE JAY A. DE ROXAS
CP & ET Supervisor

Evaluated by:


ENGR. REYNIER I. JORDAN
Corplan Department Manager

Approved by:


ENGR. VICTOR R. CADA
Acting General Manager