

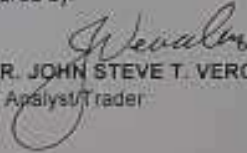


QUEZON I ELECTRIC COOPERATIVE INC.


BREAKDOWN OF GENERATION CHARGE FOR THE FEBRUARY 2024 BILLING MONTH
Based on JANUARY 2024 Generation Cost

Source	% of Total kWh Purchased	(A) kWh Purchased	(B) Basic Generation Cost (PhP)	(C) Other Cost Adjustments (NSS and Other Billing Adjustments) (PhP)	(D = B + C) Total Generation Cost for the Month (PhP)	[D/A] Average Generation Cost (PhP/kWh)
BILATERAL CONTRACT						
GNPower Dinginin Ltd. Co	63.94%	13,519,224.00	85,117,720.45	(625,784.77)	84,491,935.68	6.2498
WESM	25.19%	5,325,870.00	22,448,508.40	224,838.89	22,673,347.09	4.2572
PSALM	10.87%	2,297,733.57	14,089,642.51	(684,518.59)	13,405,123.92	5.8341
PILFIRAGE COST RECOVERIES					137,481.75	
TOTAL	100.00%	21,142,827.57	121,655,871.36	(1,085,464.67)	120,432,924.94	5.6962
FEBRUARY 2024 GENERATION CHARGE						5.6962

Prepared by:


ENGR. JOHN STEVE T. VERCELUZ
Data Analyst/Trader

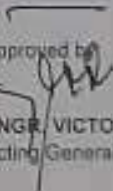
Checked by:


ENGR. MIKE JAY A. DE ROXAS
CP & ET Supervisor

Evaluated by:

ENGR. REYNIER I. JORDAN
Corplan Department Manager

Approved by:


ENGR. VICTOR R. CADA
Acting General Manager