


QUEZON I ELECTRIC COOPERATIVE, INC.
Brgy. Pocol, Pitogo, Quezon


UNBUNDLED POWER RATE
For the billing month of April 2024


PARTICULARS	Unit	Residen't	BAPA	LOW VOLTAGE				Industrial	AC
		BAPA	kagtalaba	Comm'l	Industrial	Pub.Bldg.	St.Light	HV	ENERGY
Generation Charges:									
Generation System Charge	PhP/Kwh	5.9494	5.9400	5.9494	5.9494	5.9494	5.9494	5.9494	
Feed in tariff allowance (FIT-ALL)	PhP/Kwh	0.0364	0.0364	0.0364	0.0364	0.0364	0.0364	0.0364	
Prompt. Payment disc. (PPD adj)	PhP/Kwh								
Communities Charge	P/kwh								
FPPCA/FOREX	P/kwh								
Prompt. Payment disc. Adj	PhP/Cust/Mo								
GRAM/ICERA/DAA	PhP/Kwh								
ACRM	PhP/Kwh								
Transmission Charges:									
Transmission Demand Charge	PhP/KW							222.3800	222.3800
Transmission System Charge	PhP/Kwh	0.9688		0.9681	0.9681	0.9681	0.9681		
System Loss Charge	PhP/Kwh	0.9515	0.9515	0.9515	0.9515	0.9515	0.9515	0.9515	0.9515
Distribution Charges									
Distribution Demand Charge	PhP/KW							219.6800	219.6800
Distribution System Charge	PhP/Kwh	0.5782	0.5782	0.7595	0.7595	0.7595	0.7595		
Supply Charges:									
Supply Retail Customer Charge	PhP/Cust/Mo			42.9200	42.9200	42.9200	42.9200	42.9200	42.9200
Supply System Charge	PhP/Kwh	0.6001	0.6001						
Metering Charges:									
Metering Retail Customer Charge	PhP/Cust/Mo	5.0000	5.0000	35.9400	35.9400	35.9400	35.9400	35.9400	35.9400
Metering System Charge	PhP/Kwh	0.4326	0.4326						
Inter-Class Cross Subsidy adj.									
Universal Charges:									
NPC Stranded debts	PhP/kWh	0.0428	0.0428	0.0428	0.0428	0.0428	0.0428	0.0428	0.0428
Missionary Elect. Charge	PhP/Kwh	0.2255	0.2255	0.2255	0.2255	0.2255	0.2255	0.2255	0.2255
Environment Charge	PhP/Kwh								
NPC Stranded Contract Cost	PhP/Kwh								
Lifeline Rate (Disct) Subsidy	PhP/Kwh	0.0001	0.0001	0.0001	0.0001	0.0001	0.0001	0.0001	0.0001
Sr. Citizen's Subsidy	PhP/Kwh	0.0001	0.0001	0.0001	0.0001	0.0001	0.0001	0.0001	0.0001
Previous Power Cost Adj.	PhP/Kwh								
Reinvestment Fund/MCC (CAPEX)	PhP/Kwh	0.2904	0.2904	0.2904	0.2904	0.2904	0.2904	0.2904	0.2904
TOTAL EFFECTIVE RATE		10.0759	9.0977	9.2238	9.2238	9.2238	9.2238	7.4962	1.5104
DemanD Charge/KW		-	-	-	-	-	-	442.06	442.06
Fix Charges per Bill		5.0000	5.0000	78.8600	78.8600	78.8600	78.8600	78.8600	78.8600


 4/19/2024

- (DSM) rates provisionally approved by ERC effective January 2010 billing under ERC Case # 2009-117 RC.
- Universal Charge- Environmental Charge (UC-EC) is suspended starting June 2020 billing as per ERC Advisory dated May 22, 2020
- ERC Res. No. 01 Series of 2024 Adopting the lifting of suspension of the collection of FEED-IN TARRIFF ALLOWANCE (FIT-ALL) and resume the collection of FIT-ALL starting February 2024 customer billing at the prevailing rate of P 0.0364/KWH per ERC Case No. 2021-061 RC
- ERC Case No. 2022-014 RC dated Sept. 05, 2023 All distribution utilities and National Grid Corporation of the Phils. Are directed to collect the approved UC/ME rate of P 0.1822/kwh for calendar year (CY) 2023 starting October 2023. $(0.1822 + 0.0239 + 0.0433 = 0.2494)$
- DOE advisory No. 2024-01-001SEC dated 25 January 2024 directs Market Operator (MO) and the Governance Arm (GA) to immediately implement the interim Pricing Guidelines for the full commercial operation of the Reserve Market starting February 2024 billing period until the new guidelines are promulgated by the ERC. This results to the NGCP's increased Transmission charge for Ancillary Service (AS) starting February 2024 billing as applied to Quezco I's unbundled rate starting March 2024 billing.
- ERC notice and decision both dated August 04, 2022 covering the Case No. 2013-191 RC(1) in view of the expected full recovery of the Universal charge for Missionary electrification (UC-ME) subsidy for the calendar year 2012 advises QUEZELCO I to cease the implementation of the additional UC-ME rate of PhP 0.0239/KWH effective April 2024 billing period.

Prepared by:
AMABEL P SO
Billing Head

Checked by:

MILAGROS H. CAYETANO
CA Manager

Approved by:

VICTOR R. CADA
Acting General Manager

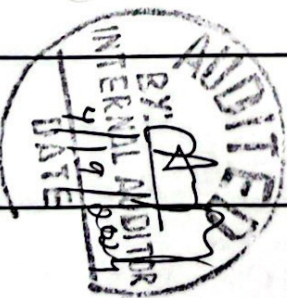
QUEZON I ELECTRIC COOPERATIVE, INC.

Brgy. Pootol, Pitogo, Quezon

VAT RATE SUMMARY

For the Billing Month of April 2024

PARTICULARS	Residential/		LOW VOLTAGE						INDUSTRIAL		AC
	BAPA	KAGTALABA	Commercial	Industrial	PUB. BLDG	ST. LIGHTS	HV	ENERGY			
VAT on Generation Cost	0.6031	0.6031	0.6031	0.6031	0.6031	0.6031	0.6031				
VAT on Transmission Cost	0.1121		0.1121	0.1121	0.1121	0.1121	0.1121	0.1121	0.1121		
VAT on System Loss	0.0295	0.0295	0.0295	0.0295	0.0295	0.0295	0.0295	0.0295	0.0295		
VAT on Distribution:											
Distribution Revenues	12%	12%	12%	12%	12%	12%	12%	12%	12%		
Dist Demand Charge											
Dist System Charge											
Retail-End User Charge											
Supply System Charge											
Retail Customer Charge											
Metering System Charge											
CAPEX											
VAT on Others											
Lifeline Rate Subsidy	12%	12%	12%	12%	12%	12%	12%	12%	12%		
Senior Citizen Subsidy											



Prepared by:

AMABEL P. SO
Billing Head

Checked by:

MILAGROS H. CAVETANO
CA Manager

Approved by:

VICTOR R. CADA
Adding GM