




# QUEZON I ELECTRIC COOPERATIVE INC.


## BREAKDOWN OF GENERATION CHARGE FOR THE JULY 2024 BILLING MONTH Based on JUNE 2024 Generation Cost

Source	% of Total kWh Purchased	(A) kWh Purchased	(B) Basic Generation Cost (PhP)	(C) Other Cost Adjustments (NSS and Other Billing Adjustments) (PhP)	(D = B+ C) Total Generation Cost for the Month (PhP)	[D/A] Average Generation Cost (PhP/kWh)
<b>BILATERAL CONTRACT</b>						
GNPower Dinginin Ltd. Co	69.36%	18,299,344.01	106,302,017.88	(745,944.13)	105,556,073.75	5.7683
WESM	22.34%	5,893,280.00	39,630,961.29	17,079,055.75	56,710,017.04	9.6228
PSALM	8.27%	2,180,791.00	13,292,451.69	(514,939.14)	12,777,512.55	5.8591
<b>PILFIRAGE COST RECOVERIES</b>					(9,890.46)	
NET METERING		8,364.00			39,099.57	4.6747
RATE ADJUSTMENT						0.01
<b>TOTAL</b>	<b>100.00%</b>	<b>26,381,779.01</b>	<b>159,225,430.86</b>	<b>15,818,172.48</b>	<b>175,072,812.45</b>	<b>6.6361</b>
<b>JULY 2024 GENERATION CHARGE</b>						<b>6.6258</b>

Prepared by:

  
ENGR. JOHN STEVE T. VERCELUZ  
Data Analyst/Trader


Checked by:

  
ENGR. MIKE JAY A. DE ROXAS  
CP & ET Supervisor

Evaluated by:

  
ENGR. REYNIER I. JORDAN  
Corplan Department Manager

Approved by:

  
ENGR. VICTOR R. CADA  
Acting General Manager